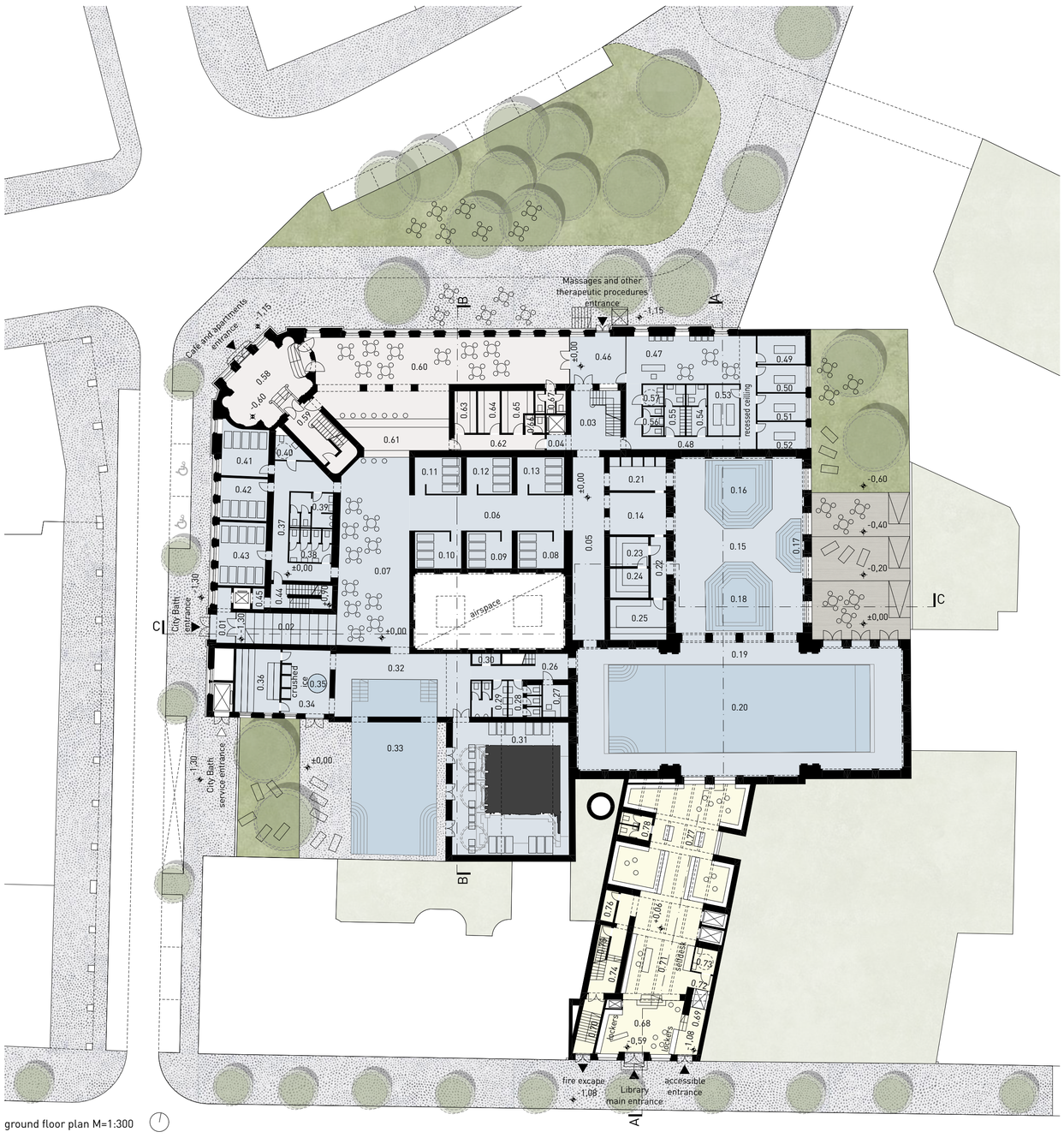

ground floor plan M=1:300



West facade M=1:300

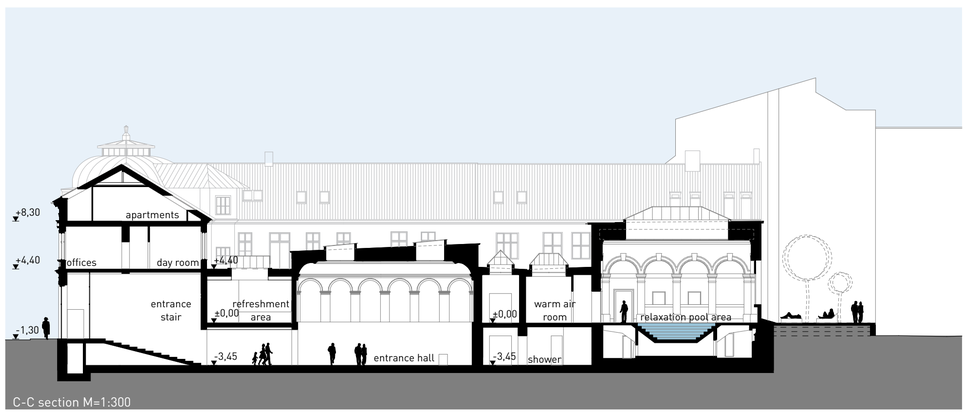

C-C section M=1:300

0.01	entrance	9,96
0.02	entrance	28,06
0.03	staircase	27,99
0.04	e. lobby	3,49
0.05	corridor	57,36
0.06	corridor	58,89
0.07	refreshments area	119,50
0.08	resting room	14,59
0.09	resting room	14,14
0.10	resting room	14,55
0.11	resting room	14,54
0.12	resting room	14,17
0.13	resting room	14,75
0.14	corridor	22,46
0.15	relaxation pool area	123,75
0.16	relaxation pool	38,12
0.17	relaxation pool	10,25
0.18	relaxation pool	38,25
0.19	swimming pool area	175,48
0.20	swimming pool	207,67
0.21	shower	18,14
0.22	corridor	9,63
0.23	warm air	10,39
0.24	hot air	10,28
0.25	steam room	20,53
0.26	corridor	18,34
0.27	first-aid	7,51
0.28	woman's toilet	10,28
0.29	man's toilet	11,72
0.30	shower	2,70
0.31	resting room	96,59
0.32	swimming pool area	51,55
0.33	indoor - outdoor s. p.	135,96
0.34	shower	26,05
0.35	cooling pool	2,52
0.36	sauna	25,72
0.37	corridor	37,41
0.38	woman's toilet	12,98
0.39	man's toilet	13,40
0.40	d.a. toilet	5,60
0.41	resting room	20,90
0.42	resting room	17,99
0.43	resting room	27,14
0.44	staircase	13,63
0.45	e. lobby	2,84
0.46	lobby	24,43
0.47	massage	56,12
0.48	corridor	30,58
0.49	massage room	12,40
0.50	massage room	12,03
0.51	massage room	12,07
0.52	massage room	12,11
0.53	massage room	14,54
0.54	changing room	9,55
0.55	changing room	9,55
0.56	toilet	5,41
0.57	d.a. toilet	3,94
0.58	entrance hall	50,68
0.59	staircase	24,17
0.60	café	148,96
0.61	bar	30,99
0.62	corridor	13,63
0.63	sink	8,37
0.64	preparation	8,42
0.65	storage	10,46
0.66	wc	3,25
0.67	wc	6,62
0.68	lobby	36,45
0.69	corridor	9,36
0.70	emergency stair	11,12
0.71	reception	62,16
0.72	corridor	3,28
0.73	d.a. toilet	4,97
0.74	staircase	16,74
0.75	staircase	3,67
0.76	storage	3,64
0.77	open access sh.	106,25
0.78	toilets	6,73

view of the entrance hall

view of sauna area

Architecture is not just the embodiment of the visible and tangible. The architectural space that has been remaining today is also shaped by what has disappeared over time, with a remaining glimpse of the former atmosphere. In our design, we approach to bring back to life the impression of the past what can be seen on the early images. Therefore, it is important to revitalize the former spaces, colors and materials combined with modern technology.
We believe that the former spa will be able to preserve memories if all bathing related activities are reconstructed in its original mass. Therefore, we placed the wellness functions in the old spa building, preserving the possibility of a separate operation.
The use of the original bath gives the opportunity for us to **start using the spaces that have not been used for public functions so far.**
When defining the main entrance, we kept two important things in mind: the valuable operation of the spa with the so-called **'single gate'** system and the creation of **a lobby of a size commensurate with the number of visitors** arriving and departing.
The main entrance to the spa is accessible via the Kúpeľná street. We take advantage of the fact that from the level of the street you only have to go down to the newly designed **entrance hall** 2.15 m, so after the entrance we reach the spacious space by the 'Spanish' stair. Here the tickets can be purchased for the entire spa area by selecting the desired zones. The changing area takes place at the same level by the lockers, shift cabin or cabin. The elegant staircase in the northern part provides access to the spa and wellness area. In the bath, the original space system is restored by integrating a recreational surface of appropriate size. The sauna connected to the bath opens onto a courtyard overlooking Kúpeľná Street, providing a pleasant view of the greenery and an outdoor sunbathing courtyard. The new outdoor pool is also located here, directly connected to the new indoor pool.
Wellness functions are located on the 1st floor and in the attic of the north wing. The saunas on the 1st floor have direct access to the roof terrace. Openings above the resting areas give a pleasant feeling of the space.
There are offices and staff rooms on the 1st floor of the west wing, and apartments and a larger storage in the attic.

Main functions distribution

The former main entrance is reserved for access to the café, offices and apartments. The café, which opens from here, welcomes both street visitors and the spa's relaxation area, as it operates in two directions.
The entrance to the north wing from the square is used as an external access to the café and therapeutic treatments.
For the supply services we separated a small yard from the Kúpeľná Street. From here, with the help of a cargo elevator, they can take various cleaning agents, chemicals and clean and dirty textiles to and from the cellar.
The main functions are accessible by wheelchair throughout the building complex.

Due to the location and architectural quality of **the former dressing building** in the city, we consider its importance, unlike the published preliminary study, we feel that **the library function** is more feasible in this place. There is a beautiful view towards the Danube, above a certain height on the opposite side you can see the Bratislava Castle and the roofscape of the spa. These features and the compact organization of the building led us to the realisation that it could be a great use for the library. For the library where we can see the old bath with large openings from the ground floor, and the literary café on the 3rd floor with a contemporary addition opens towards the city in both directions. The terrace on top of the steel-structured 'glass box' can be used as an external reading area. Within the building, we designed small interventions in order to create spaces, making the essence of the library, the feeling of the presence of the books, perceptible. By raising slightly the courtyard floor, we achieve an optimal level of the interior height. With reevaluating the vertical transport system, the entire building can be accessed by wheelchair.

Part of our concept is the **creation of two cafes**. One, the **spa café** with a direct connection to the city and the spa, and the other, the **literary café** on the 3rd floor of the library with a beautiful view of the city. We believe that the building complex will be more intensively integrated to the everyday urban life if it has multiple common areas.

Use of outdoor area

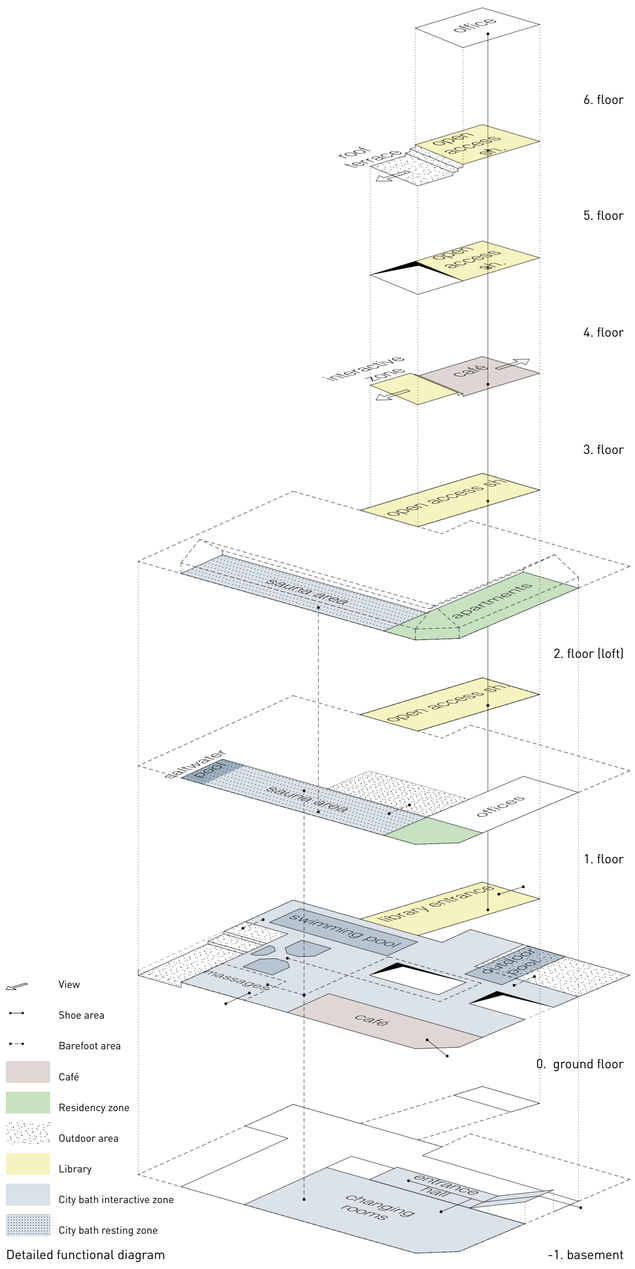

Detailed functional diagram

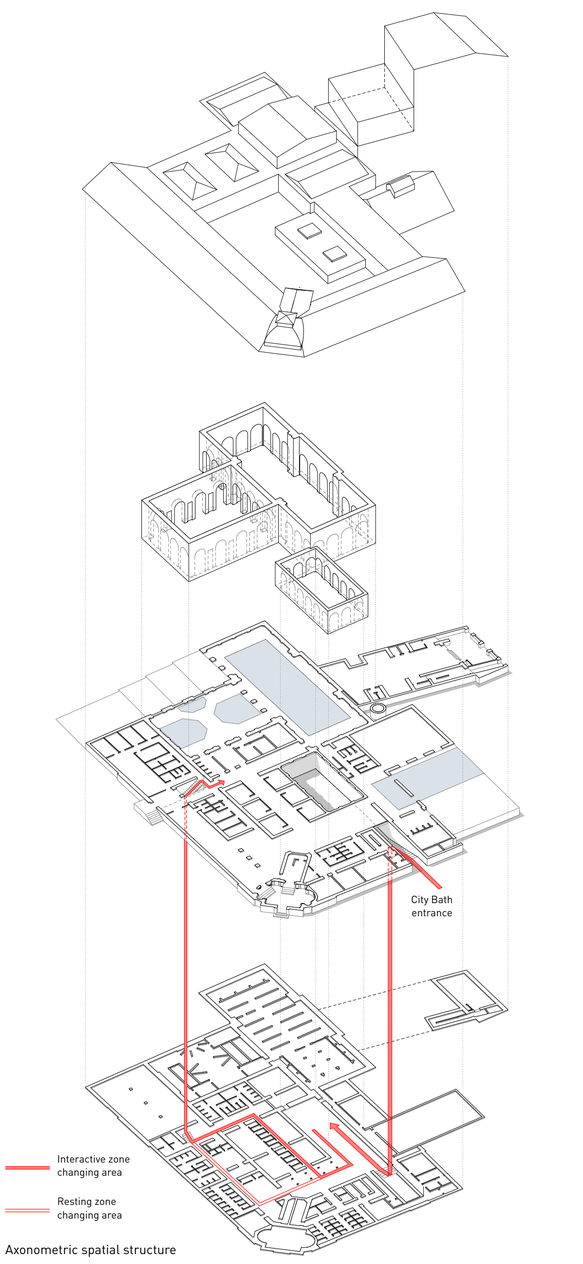

Axonometric spatial structure

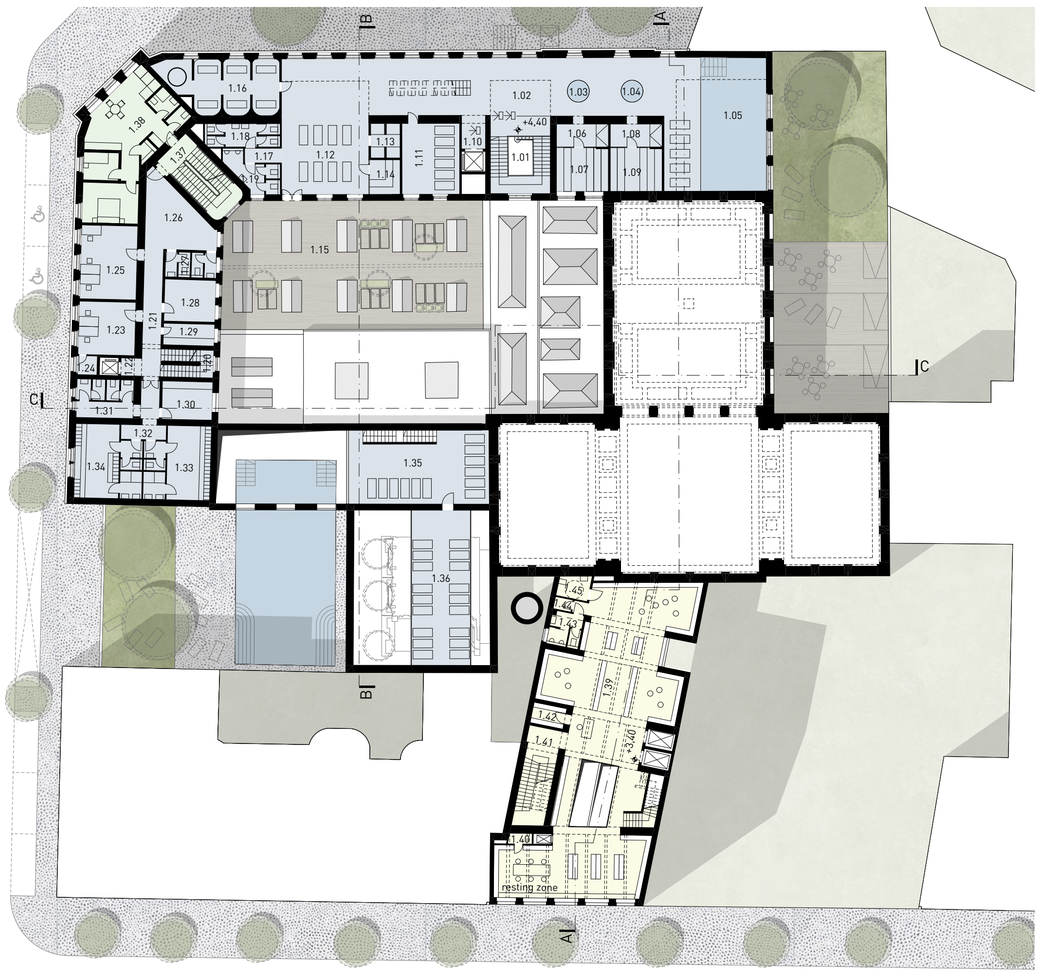

1st floor plan M=1:300

basement floor plan M=1:300

2nd floor plan M=1:300

roof top plan M=1:300

B1.01	entrance	8,80	B1.17	changing room	22,08	B1.33	laundry room	18,63	1.01	staircase	25,05	1.17	corridor	3,61	1.31	toilets	14,55	2.01	sauna area	206,23	2.17	toilets	7,14	5.04	staircase	15,79
B1.02	entrance hall	145,06	B1.18	towels	12,47	B1.34	HVAC	19,51	1.02	sauna area	174,46	1.18	woman's toilet	11,68	1.32	corridor	4,44	2.02	sauna	20,84	2.18	storage	1,41	5.05	toilets	8,94
B1.03	corridor	9,53	B1.19	storage	21,45	B1.35	corridor	36,61	1.03	cooling pool	2,52	1.19	man's toilet	10,39	1.33	changing room	30,63	2.03	sauna	12,98	2.19	d.a. toilet	4,74	6.01	staircase	15,79
B1.04	lobby	72,49	B1.20	cabins	39,80	B1.36	service	4,95	1.04	cooling pool	2,52	1.20	staircase	9,76	1.34	changing room	30,86	2.04	toilets	7,66	3.01	café	132,89	6.02	corridor	24,94
B1.05	corridor	30,89	B1.21	shower	19,13	B1.37	service	137,21	1.05	saltwater pool	58,33	1.21	corridor	23,82	1.35	resting room	62,29	2.05	resting room	73,13	3.02	interactive zone	122,60	6.03	day room	10,91
B1.06	family cabins	14,37	B1.22	shower	19,24	B1.38	HVAC	35,07	1.06	shower	8,49	1.22	corridor	2,45	1.36	resting room	60,63	2.06	staircase	30,19	3.03	balcony	5,75	6.04	kitchenette	6,72
B1.07	family cabins	7,11	B1.23	staircase	27,16	B1.39	HVAC	17,93	1.07	sauna	15,08	1.23	office	20,02	1.37	staircase	23,59	2.07	apartment	44,87	3.04	tech.	1,60	6.05	office	23,72
B1.08	cabins	50,12	B1.24	e. lobby	3,25	B1.40	service	360,24	1.08	shower	8,48	1.24	storage	2,46	1.38	apartment	66,60	2.08	corridor	34,70	3.05	staircase	15,79	6.06	storage	14,53
B1.09	storage	5,58	B1.25	d.a. changing room	22,19	B1.41	service	202,22	1.09	sauna	14,99	1.25	office	27,62	1.39	open access sh.	215,14	2.09	apartment	36,03	3.06	toilets	8,32	6.07	toilet	7,57
B1.10	storage	5,97	B1.26	backoffice	19,54	B1.42	HVAC	180,32	1.10	lobby	5,36	1.26	lobby	25,73	1.40	tech.	1,64	2.10	apartment	30,84	4.01	open access sh.	126,97			
B1.11	changing room	149,98	B1.27	storgae	33,96	B1.43	staircase	6,35	1.11	resting room	27,17	1.27	toilets	8,55	1.41	staircase	21,07	2.11	staircase	22,23	4.02	tech.	1,60			
B1.12	corridor	31,41	B1.28	staircase	8,10	B1.44	storage	3,63	1.12	resting area	45,79	1.28	storage	14,18	1.42	storage	4,63	2.12	storage	2,32	4.03	staircase	15,79			
B1.13	shower	28,40	B1.29	storage	12,40	B1.45	storage	45,85	1.13	shower	6,74	1.29	kitchen	7,31	1.43	toilets	7,14	2.13	storage	108,13	4.04	toilets	8,94			
B1.14	shower	28,52	B1.30	service	17,89				1.14	infra sauna	7,06	1.30	day room	12,74	1.44	storage	1,46	2.14	open access sh.	216,39	5.01	open access sh.	127,76			
B1.15	corridor	52,91	B1.31	corridor	7,71				1.15	terrace	179,80	1.31	toilets	14,55	1.45	d.a. toilet	4,82	2.15	tech.	1,60	5.02	terrace	82,73			
B1.16	changing room	22,38	B1.32	corridor	19,55				1.16	steam room	37,81	1.32	corridor	4,44				2.16	staircase	15,77	5.03	tech.	1,60			

view from the interactive zone

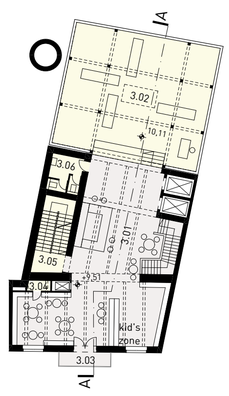

3th floor plan M=1:300

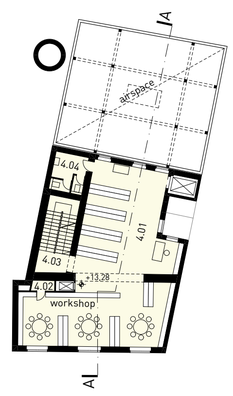

4th floor plan

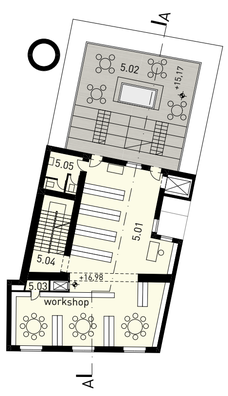

5th floor plan

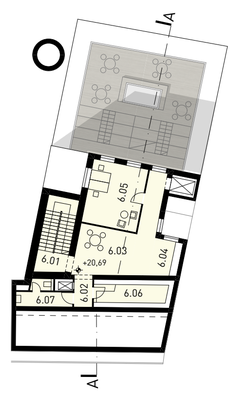

6th floor plan

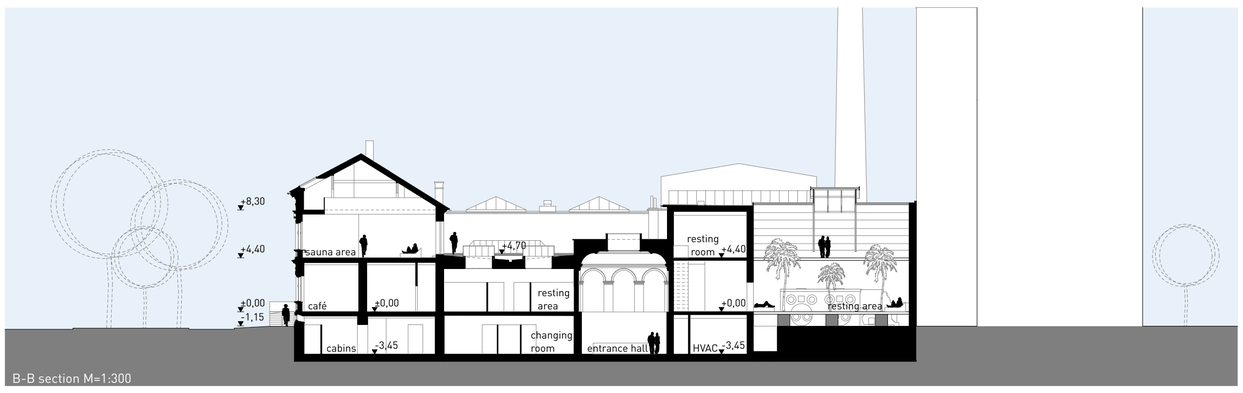

B-B section M=1:300

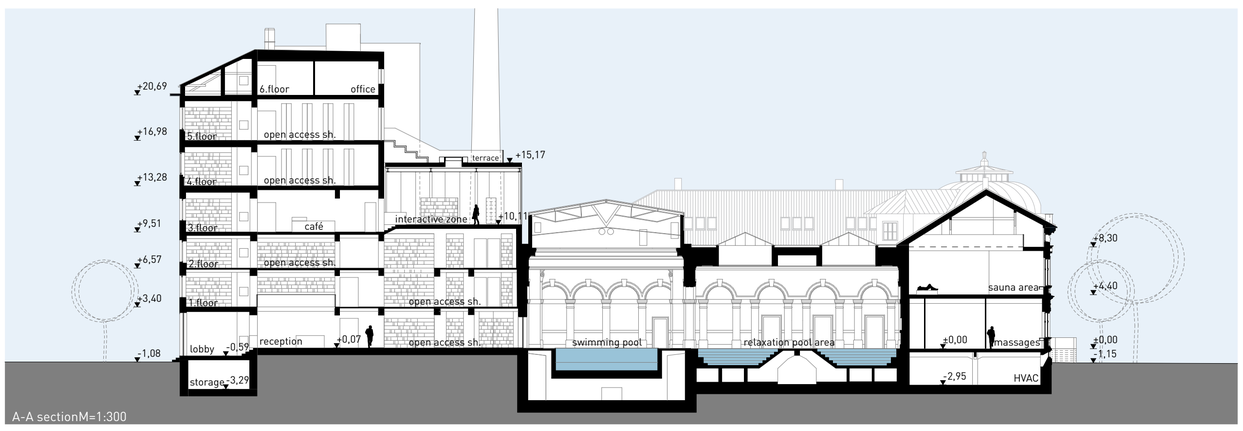

A-A sectionM=1:300